






Lidcliff 11,12,13,14 Purchase

Project Sketch Plan



PJCT	SGMT	DESCRIPTION	SGDF	ACRES
5120	1	Small Wetlands	2200	133.0
5120	11	Introduce Grass	1210	39.8
5120	12	Delayed Hay	1820	30.9
5120	13	idle Pasture	1420	65.1
5120	14	Mixed Native	1230	3.2
5120	16	Idle Pasture	1420	25.8

Segment Definition	
	1210
	1230
	1420
	1820
	2200