





Leafloor Lease- Seg 3

Project Sketch Plan



PROJ	SG	DESCRIPTION	SGDF	ACRES
1427	3	Introduced Grass	1210	63.6
1427	4	Idle Pasture	1420	54.7
1427	7	Wetlands	2200	41.6

Segment Definition	
	1210
	1420
	2200