






Whitewater- Mod. Ag. Project Sketch Plan



PJCT	SG	DESCRIPTION	SGDF	HABCAT	ACRES
100	2	Blackflood Cell	2010	LrgWt	1231.7
100	3	Mix Native/N. Yard	1230	Intns	56
100	13	Mod Ag.	1800	ModAg	41.5
100	14	Idle Pasture	1400	Intns	535.9

Segment Definition	
	1230
	1400
	1800
	2010